

## ZIEGO (Zinc Oxide Eugenol Kit) (Instructions For Use)

**Intended Use:**

1. Temporary fillings in teeth.
2. Filling of root canals when using gutta percha for obturation.

**Composition:**

Powder: Zinc Oxide  
Liquid: Eugenol

**Product Description & properties:**

ZIEGO (Zinc oxide eugenol) is a temporary filling material (Type II-Temporary Cement for bases and temporary restoration) supplied in powder and liquid form, which sets by an acid-base reaction by formation of zinc eugenolate chelate once the powder and liquid are mixed in the recommended proportion. The reaction is catalysed by water and is accelerated by the presence of metal salts. To be used for temporary filling of cavities during restorative or endodontic treatment of teeth. The cement is non-irritating, and creates a perfect closure of the cavity.

**Indications:**

- For use as temporary cavity filling material during indirect pulp-capping & restorative treatment of teeth.
- For use as temporary cavity filling material during endodontic treatment of teeth.
- For use as a root canal filling material during obturation in endodontic treatment of teeth.

**Advantages:**

- Easy handling and easy direct application at the intended site.
- Ideal for temporary filling of teeth
- Coats the obturating material and fills the root canals without voids.
- Maintains a good coronal seal of the cavity, preventing contamination.

**Method of Use:**

Isolate the teeth, prepare the cavity / extricate the pulp to the desired extent during root canal treatment.

After the preparation of root canals / tooth cavity, clean and dry the cavity. Dispense the ZIEGO powder and liquid onto a glass slab at room temperature.

Mix the powder with the liquid on the grinding glass in a circular motion, using a cement mixing spatula, in the recommended mass ratio for about 2 minutes.

The powder is incorporated into the liquid in small increments to attain a homogenous mix & maintain the consistency until stiff consistency of the paste is achieved (corresponding to putty consistency, or until mixed pasted does not adhere to the glass slab used for mixing) for temporary restorations. Thinner consistency can be used for use as filling of root canals.

For temporary restoration of teeth, carry the mixed ZIEGO paste to the prepared cavity using a cement carrying instrument and apply it to the walls of the prepared tooth cavity. Adapt the material to the walls of the cavity using a ball burnisher. It is ideal to use a matrix band and wedges while filling a class 2 cavity to prevent extrusion of the material into the embrasure space and to avoid overfilling. Fill the cavity to the desired levels and remove the excess material.

For root canal fillings, apply the mixed ZIEGO paste to the walls of the root canal using a lentulo spiral. To ensure the penetration or spread of the material up to the tip of the canal use a spreader of desired size. Care should be taken not to push the material beyond the confinements of the root canal.

**Setting time:** Initial setting time 8-9 minutes after mixing the powder and liquid.

**Mixing Ratio:** By weight- 1.2 g of the powder and 0.3 g of the Liquid

**Caution / Warning:**

Liquid: Harmful if swallowed. Causes serious eye irritation. Causes skin irritation. May cause an allergic skin reaction. May cause allergy or asthma symptoms or breathing difficulties if inhaled. May cause respiratory irritation. Do not get in eyes, on skin, or on clothing.

**Cautions:**

- Do not overfill beyond the confinements of the tooth / root canal.
- Avoid direct exposure to sunlight.
- Keep the bottle & container capped all the time when not in use.
- Discard the excess cement dispensed as per the local regulations.
- Store in a cool and dry area (10°C to 30°C). Improper storage can cause device malfunction or vaporization of Eugenol.

**Precautions:**

- Avoid contact with skin, mucosa and eyes. Avoid inhalation.
- Do not consume or take internally
- Contact with the skin may cause irritation or hypersensitivity or burning sensation
- If contact with skin occurs immediately wipe off thoroughly with cotton and alcohol and then wash well with soap and water.
- If contact with eyes occurs immediately flush with running water & get medical attention at earliest. Consult a physician in case of any hypersensitivity reaction.

**Contraindications:** It should not be used with patients with a history of allergic reaction to any of the components. Should not be used beyond the confinements of teeth.

**Interactions With Other Dental Materials:**

Eugenol in the product has a negative effect on the process of solidification of acrylic direct filling materials, composite materials and composites. Kindly communicate and inform the manufacturer in details of any other instances.

**Adverse Reactions:** No such Reactions Noted. Kindly communicate and inform the manufacturer in details of any instance.

**Packaging:** Multi dose plastic dispensing container for powder, Multi dose Amber colored glass dispensing bottle for liquid.

**Storage:** Store in a cool and dry environment. Always close the cap of the container & bottle immediately after use to prevent contamination.

**Shelf Life:** 2 years from the date of manufacturing.

**Disposal Conditions:** Dispose in accordance with local, state and federal environmental regulations.

**Manufactured by:****Shiva Products**

HO: 214, Bluebell Indl. Estate, Chinchpada, Vasai (East),  
Dist. Palghar, 401 208, Maharashtra, India

B-18, Dwarka Indl. Est., Naik Pada, Waliv, Vasai (East),  
Dist. Palghar - 401 208, Maharashtra, India

www.maarcidental.com | care@shivaproducts.net | +919967806543

EC REP

**Obelis S.A**




Bd GénéralWahis, 53,  
B-1030 Brussels, Belgium  
Tel: +3227325954 | Fax: +3227326003  
Email: mail@obelis.net

CE  
0123

Revision	04
Date	10-02-2021



These instructions for use should be kept for the duration of product use.

 Symbol for "BATCH CODE"  Symbol for "USE BY"  Symbol for "NON STERILE"  Symbol for "KEEP DRY"

 Symbol for "CAUTION"  Symbol for "CONSULT INSTRUCTION FOR USE"  Symbol for "CATALOGUE NUMBER"

 Symbol for "EUROPEAN COMMUNITY AUTHORIZED REPRESENTATIVE"  Symbol for "DO NOT USE IF PACKAGE IS DAMAGE"

 Symbol for "KEEP OUT OF THE REACH OF CHILDREN"  Symbol for "MANUFACTURER NAME & ADDRESS"

 Symbol for "TEMPERATURE LIMITATION"  Symbol for "KEEP AWAY FROM SUNLIGHT"

The material has been developed solely for professional dental use. Application should be carried out strictly according to the instruction for use. Liability cannot be accepted for damages resulting from failure to observe the instructions of the stipulated area of applications. The user is responsible for testing the material for its suitability and use for any purpose not explicitly stated in this instruction sheet. Description and data constitute no warranty of attributes and are not binding.